

GENERAL

Form Type INITIAL - Assembly / Annual

Crane Number CR5501

Crane Manufacturer Liebherr

Crane Model Number LR1500

Serial Number 074432

Machine Type Crawler

Boom Type Lattice Boom

Configuration Main Boom + Fixed Jib

Job Number 241219: CR5501
(2024-12-06)

Main Boom Length 96 METERS

Jib Length 12 METERS

Upper CW 177 TONS

Central ballast 40 TONS

Parts of Line 6

Hour Meter Reading 9673



Track Hour Meter 65





Assembly / Disassembly / Annual / Inspection Form

Dec 9, 2024

Reading

Inspector's Name

Roy De La Garza

Inspector's Signature

Customer's Name

Christopher Kunkle

Customer's Email

Christopher.kunkle@takkion.com

Customer's Signature

Date of Inspection

Dec 9, 2024



Condition Inspection

Buckner or its representatives shall have the right at any time, without notice, during the Term to enter upon the premises or place where the Equipment is located and shall be given free access and afforded all necessary facilities for the purpose of inspecting the hours and condition of the Equipment. Such inspection shall not relieve Customer of any obligation under the Agreement and shall not constitute any waiver by Buckner of any obligations of Customer under the Agreement. Customer may not rely on such inspection in any way.

OSHA

- 1926.1412(c):
Post-assembly.

- 1926.1412(c)(1):
Upon completion of assembly, the equipment must be inspected by a qualified person to assure that it is configured in accordance with manufacturer equipment criteria.

- 1926.1412(b)
Repaired/adjusted equipment.

- 1926.1412(b)(1)
Equipment that has had a repair or adjustment that relates to safe operation (such as: A repair or adjustment to a safety device or operator aid, or to a critical part of a control system, power plant, braking system, load-sustaining structural components, load hook, or in-use operating mechanism), must be inspected by a qualified person after such a repair or adjustment has been completed, prior to initial use. The inspection must meet all of the following requirements:

- 1926.1412(f)
Annual/comprehensive.

- 1926.1412(f)(1)

At least every 12 months the equipment must be inspected by a qualified person in accordance with paragraph (d) of this section (each shift) except that the corrective action set forth in paragraphs (f)(4), (f)(5), and (f)(6) of this section must apply in place of the corrective action required by paragraphs (d)(2) and (d)(3) of this section.



INTRODUCTION / SAFETY

- Q1: Has the Daily PTP been completed and submitted for this task? YES
- Q2: Has the Crane been Locked Out and Tagged Out? YES
- Q3: Has a swing radius barricade been erected around the crane to keep non-essential personnel out of the crane swing area during the course of the inspection? YES
- Q4: Is the Crane set up properly, level, and on firm ground away from personnel, powerlines, traffic, or anything that could cause a potential safety hazard while completing this inspection? YES
- Q5: Are the ground conditions around the Crane properly supported, free of ground settling under and around outriggers/stabilizers and supporting foundations, and free of groundwater accumulations or similar conditions? YES



HISTORICAL DATA

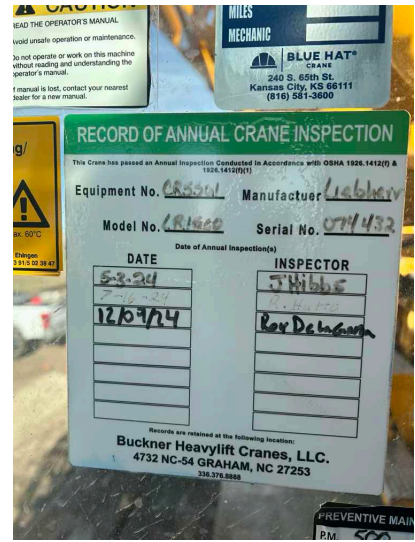
Q1: Are the Monthly Inspection Records present and up to date?	YES
Q2: Are the Maintenance Records present and up to date?	YES
Q3: Are the Modification Records present and up to date?	YES
Q4: Are the Load Test Records present and/or readily available for review?	YES

Q5: Is the latest / current Annual Crane Inspection Record in the Cab of the Crane and/or readily available for review?

YES


07/16/24 & 12/09/24

Photo 1



GENERAL CONDITION

Q1: Take a Picture of Left Front (LF)
Corner of the Complete Machine



Q2: Take a Picture of the Left-Hand Side of the Complete Machine



Q3: Take a Picture of the Left Rear (LR)
Corner of the Complete Machine



Q4: Take a Picture of the Right Rear (RR)
Corner of the Machine



Q5: Take a Picture of the Right-Hand Side of the Complete Machine



Q6: Take a Picture of the Right Front (RF) Corner of the Machine



Q7: What is the current Paint Condition and Corrosion Control?

Good

Q8: Is the Sheet Metal all present, securely fastened, and in good condition?

YES

Photo 1



Q9: Are all Guards and Covers properly in place and secured around or over items that reciprocate, rotate, or otherwise move?

YES

Q10: Are Buckner Heavylift Company Decals present on the machine and in good condition?

YES

Q11: Are the BHL Equipment Numbers on the machine and in good condition?

YES

Q12: Are all the originally supplied and required Safety / Warning Decals and Labels present in a good and legible condition?

YES

Photo 1



Photo 2



Photo 3



Photo 4




Photo 5




Photo 6



Photo 7



Photo 8



Photo 9




Photo 10




Photo 11





Photo 12



Q13: Is the Crane Conex in good shape, organized, and have Buckner Heavylift Decals installed on it?

NO

Conex does not have any markings other than the crane number

Photo 1




Photo 2



Photo 3



Q14: If a Crane Conex is not Present, Is the Crane Box in good shape, organized and have Buckner Heavylift Decals installed on it?

N/A

Q15: Are there spare Fuel Filters present in the Crane
Conex / Box and are they sealed and in good condition?

YES

Photo 1



Photo 2




Photo 3



Photo 4




Photo 5




Photo 6



Photo 7



Photo 8



Photo 9



Photo 10




Photo 11





Photo 12



Photo 13



Q16: Are there spare Engine Belts present in the Crane Conex / Box and are they in the original packaging and in good condition?

YES

Q17: Is the Hydraulic Pin Puller well maintained, in a safe operating condition, free of hydraulic leaks, chaffed, and damaged hoses, with a fully functioning actuator?

YES

Q18: Are the Mechanical Auxiliary Supports (Frog Legs) in a safe operating condition, free of cracks, complete with screw handle, outrigger pads, and fasteners that are free of apparent damage that could cause failure while in use?

YES

Photo 1




Photo 2



OUTRIGGERS

- Q1: Are the Outriggers free of deformation, cracks, significantly corroded members, loose fasteners, cracked welds, and significant wear? YES
- Q2: Are the Beams free of deformation, cracks, significantly corroded members, loose fasteners, cracked welds, and significant wear? YES
- Q3: Are the Hydraulic Cylinders free of leak down (drifting), fluid leaks, cylinder rod scores/nicks and dents, and cylinder barrel for significant dents? YES
- Q4: Are the Floats / Outrigger Pads free of excessive wear, cracks, and damaged and missing components? YES
- Q5: Are the Hydraulic Hoses / Tubing / Fittings and/or their connections free of leaks? YES
- Q6: Are the Holding Valves free of sticking, leaks, and valve housing cracks? YES

Q7: Are the Position Locks free of distortion, cracks, and significant wear?

NO

Assist piston for the hydraulic cylinder was broken on cylinder 4 parts need to be ordered and replaced when possible

Photo 1





Photo 2



Photo 3



Photo 4



Q8: Are all the originally supplied and required Safety / Warning Decals and Labels present in a good and legible condition?

YES

CAR BODY / CRAWLER ASSEMBLIES

- Q1: Is the Undercarriage and Undercarriage Components clean, well maintained, and free of contamination by excessive mud, dirt, rock, water, or other foreign matter? YES
- Q2: Are the Car Body accessible surfaces clean and free of slip, trip, and fall hazards? YES
- Q3: Are the Car Body warning and information labels present, legible, and durable? YES
- Q4: Are the Car Body Controls clearly labeled and legible? YES
- Q5: Are the Car Body / Side Frames and Side Frame Mounting Points free of deformation, cracks, significantly corroded members, loose fasteners, cracked welds, and significant wear? YES
- Q6: Are the Track Frame Lifting Lugs (Dog Bone) free of deformation, cracks, significantly corroded members, loose fasteners, cracked welds, evidence of heating, or significant wear? YES
- Q7: Are all four (4) Track Chain Supports present and in good working order free of any deficiencies? YES
- Q8: Are the Drive Sprockets, Drive Chain, and Drive Tumblers free of excessive wear? YES
- Q9: Are the Drive Tumbler Lugs free of excessive wear? YES
- Q10: Are the Sprockets, Idlers, and Rollers free of excessive wear? YES
- Q11: Are the Drag Bars free of deformation, cracked welds, and significant wear? YES
- Q12: Are the Track Pads, Pins, and Retainers free of deformation, cracks, significantly corroded members, loose fasteners, cracked welds, and significant wear? YES
- Q13: Count the number of trackpads currently in the A



track belt and record your number below.

Track A 75 pads

Q14: Count the number of trackpads currently in the B track belt and record your number below.

Track B 75 pads

Q15: Is the Track Adjustment within manufacturer specifications?

YES

Photo 1




Photo 2




Photo 3



Photo 4




Photo 5



Photo 6



Photo 7



Photo 8



Photo 9



Photo 10



Photo 11



Photo 12




Photo 13



Photo 14



Photo 15



Photo 16



Photo 17



Photo 18



Photo 19



Photo 20




Photo 21



Photo 22



Photo 23



Photo 24



Photo 25



Photo 26




Photo 27



Photo 28



Photo 29



Photo 30



Photo 31



Photo 32



Photo 33




Photo 34



- | | |
|--|-----|
| Q16: Are the Travel Locks functioning properly and free of excessive wear? | YES |
| Q17: Are the Track Frame warning and information labels present, legible, and durable? | YES |
| Q18: Are the Steering Clutches / System functioning properly and free of excessive wear? | N/A |
| Q19: Are the Grease Containers (Grease Pumps) full of Grease and Working? | YES |
| Q20: Have the Lower Roller Grease Line guards been removed, and the Grease Lines checked for leaks, abrasion, significant wear, and dirt/rock buildup? | YES |



Assembly / Disassembly / Annual / Inspection Form

Dec 9, 2024

- | | |
|--|-----|
| Q21: Are the Hydraulic Hoses and/or their connections free of leaks, blistering, abnormal deformation, excessive abrasion, scrubbing, or signs of impending failure? | YES |
| Q22: Are the Track Frame Electrical Connections clean and free of damage? | YES |
| Q23: Are the Carbody and Track Frame Hydraulic and Electrical Caps, Plugs, and Covers present and free of damage? | YES |
| Q24: Are the Hydraulic Motors free of unusual noise, excessive overheating, loose bolts, shaft seals and pump section leaks? | YES |

OPERATORS CAB

Q1: Is the Operator's Cab clean and free of any garbage, empty containers, old paperwork, etc.?

YES

Photo 1



Photo 2



Photo 3



Photo 4



Photo 5



Photo 6



Photo 7




Photo 8



Photo 9



Photo 10



- | | |
|--|-----|
| Q2: Are the Grab Rails, Steps, and Platforms in a safe and usable condition? | YES |
| Q3: Do the Anti-Skid Surfaces on the machine still have their slip-resistant properties present and functioning? | YES |
| Q4: Are all the External / Working Lights on the crane present and functioning? | YES |
| Q5: Are the Windows clear and free of defects? | YES |
| Q6: Are all the Windshield Wipers in good working order without issues? | YES |
| Q7: Are the Windshield Washers in an operable | YES |



Assembly / Disassembly / Annual / Inspection Form

Dec 9, 2024

condition?

Q8: Is the Defroster / Heater in an operable condition? YES

Q9: Is the Auxiliary Heater in an operable condition? YES

Q10: Is the Air Conditioner in an operational condition? YES

Working well

Photo 1



Q11: Is the Door Restraint working properly by preventing inadvertent opening or closing while traveling or operating the machine? YES

Q12: Is there a US (Domestic) First-Aid Kit present in the cab of the machine? YES

Q13: Is the US (Domestic) First-Aid Kit within its expiration date and complete with all the original supplied items? YES

Q14: Is the Fire Extinguisher present, in a safe operating condition, and free of apparent damage that could cause failure during its use? YES

Q15: Are all Fire Extinguishers on the Crane of the US Type ABC Fire Extinguisher? YES

Q16: Are all the Fire Extinguishers tagged and is the Monthly Inspection completed with the Month and Year Punched? YES

Q17: Are all the Fire Extinguishers readily and easily accessible in the event of an emergency? YES

Q18: Are all the Mirrors present, clear, and free of

defects?

Q19: Is the Operators Seat present and in good condition? YES

Q20: Is the Seat Belts present, clean, and in an operable condition? N/A

Q21: Is the Operators Manual in good condition, present in the cab of the machine, and readily available for review? YES

Q22: Are all the originally supplied and required Safety / Warning Decals and Labels present in a good and legible condition? YES

Q23: Is the Electrocution Warning Sign (Inside) posted in the cab and in view of the Operator? YES

Q24: Is there a Hand Signal Chart posted on the Crane in a good and legible condition? YES

Q25: Is the Swing Brake functioning properly and free of excessive wear? YES

Q26: Is the Positive Swing Lock functioning properly and free of excessive wear? YES

Q27: Are the Control Functions (Mechanisms) properly adjusted, functioning properly, and free of excessive wear and contamination from water, excessive lubrication, and dirt or foreign material? YES

Q28: Are the Operating Control Handle Rubber Boots without dry-rot, rips, tears, or holes which would allow entry of dirt and contaminants into the control. YES

Q29: Do all the LICCON Monitors boot up and function without issue? YES

Photo 1



Q30: Are the LICCON Monitors displaying information in Imperial or Metric? Imperial

Q31: Are all the functional switches, gauges, and indicators in the Operators Cab functioning properly free of any issues and without excessive deterioration, dirt, or moisture accumulation? YES

Q32: Are all the Cameras and Camera Components present and functioning without issue? YES

Q33: Do machines equipped with Foot Pedal Brakes have locks and are they functioning properly? N/A

Q34: Is the Engine Clutch functioning properly and free of excessive wear? N/A

Q35: Are the Accelerator / Throttle Control properly adjusted, functioning properly, and free of excessive wear and contamination? YES

Q36: Are all the Control Markings present and legible as per each function? YES

Q37: Is the Cab Tilt Hydraulic Circuit, Hydraulic Cylinder, Hoses, Lines, and Fittings working and without issue? YES



Assembly / Disassembly / Annual / Inspection Form

Dec 9, 2024

Q38: Is the Travel Audible Alarm in operable condition? YES

Q39: Is the Swing Audible Alarm in operable condition? YES

LOAD CHART

- Q1: Is the load chart information Per Configuration available and present in the cab of the machine? Check YES if Load Charts are Electronic and Present in the Computer. YES
- Q2: Is a substantial and durable "load rating chart" with clearly legible letters and figures present and securely fixed to the crane cab within easy reach of the Operator when seated? Check YES if Load Charts are Electronic and Present in the Computer. YES
- Q3: Does the "load rating chart" have clearly legible letters and figures and is it in a good general condition? Check YES if Load Charts are Electronic and Present in the Computer. YES
- Q4: Is the "load rating chart" Visible to the Operator while seated at his control station? Check YES if Load Charts are Electronic and Present in the Computer. YES
- Q5: Is the "load rating chart" Secured and fixed to the crane cab within easy reach of the Operator. Check YES if Load Charts are Electronic and Present in the Computer. YES

SAFETY DEVICES AND OPERATIONAL AIDS

Q1: Is the Horn present and functioning properly?	YES
Q2: Is the Boom Angle Indicator present and does it function properly without issue or significant inaccuracies?	YES
Q3: Is the Boom Length Indicator present and does it function properly without issue or significant inaccuracies?	YES
Q4: Does the Main Drum Rotation Indicator function properly?	YES
Q5: Does the Auxiliary Drum Rotation Indicator function properly?	N/A
Q6: Does the Boom Hoist Drum Rotation Indicator function properly?	YES
Q7: Does the Load Moment Indicator function properly?	YES
Q8: Does the Load Weight Indicator function properly?	YES
Q9: Is the Radius Indicator present and does it function properly without issue or significant inaccuracies?	YES
Q10: Is the Crane Level Indicator present and functioning correctly?	YES
Q11: Does the Anti-Two Block Device(s) (A2B) function properly?	YES
Q12: Does the Boom Hoist Limiting Device (High Boom Kickout) function properly?	YES
Q13: Is the Boom Hoist Ratchet and Pawl / Internal Gear Brake functioning properly and free of excessive wear?	YES
Q14: Is the Outrigger / Stabilizer Position Sensor present and functioning properly?	N/A
Q15: Is the Luffing Jib Angle Sensor / Indicator present	N/A



and functioning properly?

Q16: Does the Luffing Jib Limiting Device function properly? N/A

Q17: Is the Aviation Light present and functioning properly? YES

Q18: Is the Aviation Flag present and in good condition? N/A

Q19: Is the Wind Meter / Anemometer present and functioning correctly without any significant variations or inaccuracies? YES



UPPER WORKS - ENGINE

Q1: Is the Performance of the engine such that all systems are operating properly?

YES

Q2: Is the Engine Oil Level at the proper full mark?

YES

Cranes service is coming up, called service to schedule with client

Photo 1



Q3: Is the Engine free of any engine oil leaks?

YES

Q4: Is the Antifreeze level full and at the proper level?

YES

Q5: Is the Cooling System, Hoses, Fittings, etc. free of Coolant Leaks?

YES

Q6: Is the Radiator Clean and free of any dirt buildup or obstructions that would cause inefficiencies or overheating in the cooling system?

YES

Q7: Is the Exhaust System / Guards and Insulation free of any issues, working correctly, and are the guards and insulation in place to prevent employees from encountering a hot surface in the course of their normal duties?

YES

Q8: Are all Hoses free from deterioration and leakage, particularly in hoses that flex during normal operation?

YES

Q9: Are Belts free of significant wear, cracking, and in good condition?

YES

Q10: Are all Guards / Covers / Rotating and Reciprocating Components properly in place and secured around or over items that reciprocate, rotate, or otherwise move?

NO

Due to damage on bottom covers of lower engine bay, one bottom cover is in the conex. Spoke with service damage was done prior in the year

Photo 1




Photo 2




Photo 3



Q11: Are the Engine Mounts free of deformation, cracks, or significantly corroded or dry-rotted members?

YES

ROTATING UPPER WORKS

- | | |
|--|-----|
| Q1: Is the Swing Bearing functioning properly and free of excessive distortion, cracks, or wear? | YES |
| Q2: Are the Rollers / Roller Path functioning properly and free of excessive distortion, cracks, and wear? | YES |
| Q3: Is the Slew Ring Connection free of deformation, cracks, significantly corroded members, loose fasteners, cracked welds, and significant wear? | YES |
| Q4: Is the Ring / Pinion Gear functioning properly and free of excessive distortion, cracks, dirt buildup and wear? | YES |

Q5: Are the Grease Containers (Grease Pumps) full of Grease and Working?

YES

Photo 1




Photo 2



Photo 3



- Q6: Is the Hydraulic Fluid Level at its proper level? YES
- Q7: Are the Hydraulic Pump(s) / Motors free of unusual noise, excessive overheating, loose bolts, shaft seals, and pump section leaks? YES
- Q8: Are the Hydraulic Hoses, Tubing, and Fittings and/or their connections free of leaks? YES
- Q9: Is the Hydraulic Pressure within manufacturer specifications and is the hydraulic pump free of unusual noise, excessive overheating, loose bolts shaft seals, and pump section leaks? YES
- Q10: Does the Electrical Wiring appear free of excessive deterioration, dirt, and moisture accumulation that would affect its proper operation? YES
- Q11: Does the Electrical / Hydraulic Swivel appear free of leaks, damage, deterioration, corrosion, and dirt and moisture accumulation that would affect its proper operation? YES

Q12: Is the Main Winch properly installed in the Upperworks and are the mounting fasteners without issue?

YES

Photo 1




Photo 2



Q13: Is the Main Winch hydraulic motor, lines, hoses, valves, and connections free of leakage, damage, or chaffing?

YES

Q14: Is the Main Winch Drum Encoder properly adjusted and without issue?

YES

Q15: Has the Main Winch Drum Fluid Level been checked and is it at the proper level?

YES

Photo 1




Photo 2




Photo 3



Photo 4




Photo 5




Photo 6



- Q16: Are the Main Winch Hydraulic QD Caps / Plugs present and attached to the Hydraulic lines on the Winch, so they don't get damaged or lost? YES
- Q17: Are the Main Hoist Clutches / Brakes / Internal Gear Brakes functioning properly and free of excessive wear? YES
- Q18: Is the Main Hoist Rope Spooling without kinking, crushing, unstranding, birdcaging, signs of core failure, and steel core protrusion between the outer strands? YES
- Q19: Does the Main Hoist have a Minimum of Two (2) Rope Wraps left on the drum when the load and/or boom is in its lowest position? YES
- Q20: Is the Main Hoist Drums and Flanges free of cracks and significant wear? YES
- Q21: Is the Main Hoist Wire Rope Lubricated? YES
- Q22: Is the Main Hoist Reeving according to manufacturer specifications and without kinking, crushing, unstranding, birdcaging, signs of core failure, and steel core protrusion between the outer strands? YES

Q23: Is the Aux Winch properly installed in the Upperworks and are the mounting fasteners without issue?

YES

Photo 1





Photo 2



Q24: Is the Aux Winch hydraulic motor, lines, hoses, valves, and connections free of leakage, damage, or chaffing?

N/A

Q25: Is the Aux Winch Drum Encoder properly adjusted and without issue?

N/A

Q26: Has the Aux Winch Drum Fluid Level been checked and is it at the proper level?

YES

Photo 1




Photo 2




Photo 3



Photo 4




Photo 5




Photo 6



- Q27: Are the Aux Winch Hydraulic QD Caps / Plugs present and attached to the Hydraulic lines on the Winch, so they don't get damaged or lost? N/A
- Q28: Are the Auxiliary Hoist Clutches / Brakes / Internal Gear Brakes functioning properly and free of excessive wear? N/A
- Q29: Is the Auxiliary Hoist Rope Spooling without kinking, crushing, unstranding, birdcaging, signs of core failure, and steel core protrusion between the outer strands. N/A
- Q30: Does the Auxiliary Hoist have a Minimum of Two (2) Rope Wraps left on the drum when the load and/or boom is in its lowest position? N/A
- Q31: Is the Auxiliary Hoist Drums and Flanges free of cracks and significant wear? N/A
- Q32: Is the Auxiliary Hoist Wire Rope Lubricated? N/A
- Q33: Is the Auxiliary Hoist Reeving according to manufacturer specifications and without kinking, crushing, unstranding, birdcaging, signs of core failure, and steel core protrusion between the outer strands? N/A
- Q34: Is the Boom Hoist Winch properly installed in the Upperworks and are the mounting fasteners without issue? YES



Assembly / Disassembly / Annual / Inspection Form

Dec 9, 2024

Q35: Is the Boom Hoist Winch hydraulic motor, lines, hoses, valves, and connections free of leakage, damage, or chaffing?

YES

Q36: Is the Boom Hoist Winch Drum Encoder properly adjusted and without issue?

YES

Q37: Has the Boom Hoist Winch Drum Fluid Level been checked and is it at the proper level?

YES

Photo 1




Photo 2




Photo 3



Photo 4




Photo 5




Photo 6



- Q38: Are the Boom Hoist Winch Hydraulic QD Caps / Plugs present and attached to the Hydraulic lines on the Winch, so they don't get damaged or lost? YES
- Q39: Are the Boom Hoist Clutches / Brakes / Internal Gear Brakes functioning properly and free of excessive wear? YES
- Q40: Is the Boom Hoist Rope Spooling without kinking, crushing, unstranding, birdcaging, signs of core failure, and steel core protrusion between the outer strands? YES
- Q41: Does the Boom Hoist have a Minimum of Two (2) Rope Wraps left on the drum when the load and/or boom is in its lowest position? N/A
- Q42: Is the Boom Hoist Drums and Flanges free of cracks and significant wear? YES
- Q43: Is the Boom Hoist Wire Rope Lubricated? YES
- Q44: Is the Boom Hoist Reeving according to manufacturer specifications and without kinking, crushing, unstranding, birdcaging, signs of core failure, and steel core protrusion between the outer strands? YES
- Q45: Are the Boom Hoist Pawls and Ratchets / Internal Gear Brakes functioning properly and free of excessive wear? YES

Q46: Is the Swing System, Swing Assembly, Swing Drives, Swing Motors, and Swing Gear Box free of unusual noise, excessive overheating, loose bolts, and full of oil?	YES
Q47: Are the Hydraulic Motor, Valves, Lines, etc. free of unusual noise, excessive overheating, loose bolts, shaft seals and pump section leaks, along with hydraulic lines that are free of leaks and excessive wear?	YES
Q48: Are the Clutch and Brake Protection Guards in place, functioning properly, and free of excessive wear?	N/A
Q49: Is the Torque Converter / Pump Drive full of oil, functioning properly, and free of excessive distortion, cracks, and wear?	YES
Q50: Are the Torque Converter / Pump Drive Mounts free of deformation, cracks, or significantly corroded or dry-rotted members?	YES
Q51: Do the Anti-Skid Surfaces on the machine still have their slip-resistant properties present and functioning?	YES
Q52: Are the Grab Rails, Steps, and Platforms in a safe and usable condition?	YES
Q53: Are the Steps, Ladders, Handrails, and Guards used to access the Cab and Upper Works present and in a safe and usable condition?	YES
Q54: Is the Air Pressure System free of unusual noises/vibration, low speeds, excessive heating, low air pressure, and free of leaks?	N/A

Q55: Is all the Counterweight present, free of cracks, and without issues with the lifting bitts?

YES

Photo 1



Photo 2




Photo 3



Photo 4



Photo 5



Photo 6



Q56: Are all the Counterweight Trays and Mounting Hardware present and installed correctly per manufacturer?

YES

Q57: Are all the originally supplied and required Counterweight Warning Signs present in a good and legible condition?

YES

Q58: Is there an Electrocution Warning Sign (Outside) posted on the crane?

YES

LATTICE BOOM

Q1: Are the Lattice Boom Section(s) in alignment and free of deformation, cracks, significantly corroded members, loose fasteners, cracked welds, and significant wear?

YES

Photo 1




Photo 2



Photo 3



Photo 4




Photo 5



Photo 6



Photo 7




Photo 8




Photo 9



Photo 10




Photo 11



Photo 12



Photo 13



Photo 14



Photo 15



Photo 16



Photo 17



Photo 18



Photo 19



Photo 20




Photo 21



Photo 22




Photo 23




Photo 24



Photo 25



Photo 26




Photo 27



Photo 28



Photo 29




Photo 30




Photo 31




Photo 32




Photo 33




Photo 34




Photo 35




Photo 36




Photo 37




Photo 38




Photo 39




Photo 40




Photo 41




Photo 42




Photo 43




Photo 44




Photo 45




Photo 46




Photo 47





Photo 48



- Q2: Are the Lattice Members free of deformation, cracks, significantly corroded members, loose fasteners, cracked welds, and significant wear? YES
- Q3: Are the Chord Members free of deformation, cracks, significantly corroded members, loose fasteners, cracked welds, and significant wear? YES
- Q4: Are the End Connections, Pins, Pin Retainers, and Push Pins free of deformation, cracks, significantly corroded members, loose fasteners, cracked welds, and significant wear? YES
- Q5: Are all the Boom Section Warning Labels and Decals present on each section, legible, and installed correctly per manufacturer? YES
- Q6: Is the Boom Section and Configuration Sequence in accordance with the Manufacturer's instructions, prohibitions, limitations, and specifications? YES
- Q7: Is the Spreader Bar / Mid-Point Suspension free of deformation, cracks, significantly corroded members, loose fasteners, cracked welds, and significant wear? YES
- Q8: Are the Boom Foot Pins / S-Pivot Main Pins and Keepers free from cracks and excessive wear? YES
- Q9: Are the Boom Stop Cylinders (S Relapse Cylinders) YES

free of deformation, cracks, significantly corroded members, loose fasteners, cracked welds, hydraulic leaks, and significant wear?

Q10: Are the Boom Foot Pins / D-Pivot Main Pins and Keepers free from cracks and excessive wear? N/A

Q11: Are the Derrick Boom Stop Cylinders (D Relapse Cylinders) free of deformation, cracks, significantly corroded members, loose fasteners, cracked welds, hydraulic leaks, and significant wear? N/A

Q12: Is the Boom Head Section free of deformation, cracks, significantly corroded members, loose fasteners, cracked welds, and significant wear? YES

Q13: Is the Auxiliary Boom Head / Extended Upper Boom Point (EUBP) free of deformation, cracks, significantly corroded members, loose fasteners, cracked welds, and significant wear? N/A

Q14: Are the Sheaves free from cracks and excessive wear? YES

Q15: Are the Sheaves free of excessive/abnormal side-to-side play? YES

Q16: Are the Sheave Grooves free of excessive cable lube and grease build-up? YES

Q17: Are the Wire Rope Retainer(s) present and installed correctly without significant wear? YES

JIB

Q1: Are the Lattice Members free of deformation, cracks, significantly corroded members, loose fasteners, cracked welds, and significant wear?

YES

Photo 1




Photo 2



Photo 3




Photo 4




Photo 5



Q2: Are the Chord Members free of deformation, cracks,

YES

significantly corroded members, loose fasteners, cracked welds, and significant wear?

Q3: Are the End Connections, Pins, and Pin Retainers free of deformation, cracks, significantly corroded members, loose fasteners, cracked welds, and significant wear? YES

Q4: Is the Jib A-Frame (Queens Post) or WA-Frame 1 and WA-Frame 2 free of deformation, cracks, significantly corroded members, loose fasteners, cracked welds, and significant wear? YES

Q5: Are the Jib Stops free of deformation, cracks, significantly corroded members, loose fasteners, cracked welds, and significant wear? YES

Q6: Are the Luffing Jib Stops free of deformation, cracks, significantly corroded members, loose fasteners, cracked welds, and significant wear? YES

Q7: Are the Jib Forestay and Backstay Pendants free of deformation, cracks, significantly corroded members, loose fasteners, cracked welds, and significant wear? YES

Q8: Are the WA-Frame 2 Relapse Cylinders free of deformation, cracks, significantly corroded members, loose fasteners, cracked welds, and significant wear? N/A

Q9: Are the Sheaves free from cracks and excessive wear? YES

Q10: Are the Sheaves free of excessive/abnormal side-to-side play? YES

Q11: Are the Sheave Grooves free of excessive cable lube and grease build-up? YES

Q12: Are the Wire Rope Retainer(s) present and installed correctly without significant wear? YES

MAIN LOAD BLOCK AND HOOK

Q1: Is the Capacity Marking present, permanent, and legible?

YES

Photo 1



Photo 2




Photo 3



Photo 4



Q2: Is the Weight Marking present, permanent, and legible? YES

Q3: Are the Sheaves free from cracks and excessive wear? YES

Q4: Are the Sheaves free of excessive/abnormal side-to-side play? YES

Q5: Are the Sheave Grooves free of excessive cable lube and grease build-up? YES

Q6: Are the Wire Rope Retainer(s) present and installed correctly without significant wear? YES



Assembly / Disassembly / Annual / Inspection Form

Dec 9, 2024

- Q7: Are the Cheek Weights free of deformation, cracks, significantly corroded members, loose fasteners, and cracked welds? YES
- Q8: Are all Safety Latches present, working as intended, and free of significant wear? YES
- Q9: Is the Hook free of any visibly apparent bend or twist from the plane of the unbent hook (0° Hook Bend or Twist)? YES
- Q10: Is the Hook Throat Opening free of any distortion causing an increase of 5% Hook Opening or ¼" Maximum from the manufacturer? YES
- Q11: Is the Hook Wear less than 10% of the original section dimension of the hook or its load pin? YES
- Q12: Is the Swivel free from cracks and excessive wear? YES
- Q13: Is the Swivel Bearing free from cracks and excessive wear? YES
- Q14: Is the Load Block Lubricated? YES
- Q15: Is the Wedge Socket, End Fitting, and/or Termination free of deformation, cracks, significantly corroded members, loose fasteners, cracked welds, and significant wear? YES

AUXILIARY BALL AND HOOK

Q1: Is the Capacity Marking present, permanent, and legible?

YES

Photo 1



Photo 2



Photo 3



Photo 4



Photo 5



Q2: Is the Weight Marking present, permanent, and

YES



legible?

Q3: Are all Safety Latches present, working as intended, and free of significant wear? YES

Q4: Is the Hook free of any visibly apparent bend or twist from the plane of the unbent hook (0° Hook Bend or Twist)? N/A

Q5: Is the Hook Throat Opening free of any distortion causing an increase of 5% Hook Opening or ¼" Maximum from the manufacturer? N/A

Q6: Is the Hook Wear less than 10% of the original section dimension of the hook or its load pin? N/A

Q7: Is the Swivel free from cracks and excessive wear? N/A

Q8: Is the Swivel Bearing free from cracks and excessive wear? N/A

Q9: Is the Hook Ball Lubricated? N/A

Q10: Is the Wedge Socket, End Fitting, and/or Termination free of deformation, cracks, significantly corroded members, loose fasteners, cracked welds, and significant wear? N/A



NO LOAD OPERATIONAL TEST

Q1: Was a No-Load Operational Test Performed?	YES
Q2: Was a Load Test (Hoisting from Boom) Performed?	N/A
Q3: Was a Load Test (Hoisting from Jib) Performed?	N/A

WIRE ROPE - MAIN HOIST (W1)

Q1: What is the Type of Wire Rope currently installed?

Rotation resistant

Q2: What is the advertised Size (Diameter) of the Wire Rope currently installed?

28mm

Q3: What is the Construction of the Wire Rope currently installed?

Steel

Q4: Is the End Connection applied and installed correctly? YES

Q5: Is the Main Hoist Wire Rope free of significant distortion of the wire rope structure such as kinking, crushing, unstranding, birdcaging, signs of core failure, steel core protrusion between the outer strands, corrosion, electric arc damage, improperly applied connections, broken wires, or a diameter reduction of 5% from the nominal diameter? YES

Q6: Is the Wire Rope Lubricated? YES

Q7: Has the Wire Rope Diameter been measured in the area where the wire rope is likely to be used during the shift?

YES

These measurements were taken in the working position in between 60-75 degrees, each pair was taken a meter apart on the cable. The measurements read (28.78 mm x 28.98 mm and 28.95 mm x 28.75 mm and 28.72 mm x 28.81 mm and 28.91 mm x 28.66 mm and 28.69 mm x 28.86 mm and 28.45 mm by 28.68 mm and 28.69 mm x 28.48 mm)

Photo 1



Photo 2



Photo 3




Photo 4



Photo 5



Photo 6



Photo 7




Photo 8




Photo 9



Photo 10




Photo 11



Photo 12



Photo 13



Photo 14




Photo 15



WIRE ROPE - BOOM HOIST (W4)

Q1: What is the Type of Wire Rope currently installed?

Rotation resistant

Q2: What is the advertised Size (Diameter) of the Wire Rope currently installed?

25mm

Q3: What is the Construction of the Wire Rope currently installed?

Steel

Q4: Is the End Connection applied and installed correctly? YES

Q5: Is the Boom Hoist Wire Rope free of significant distortion of the wire rope structure such as kinking, crushing, unstranding, birdcaging, signs of core failure, steel core protrusion between the outer strands, corrosion, electric arc damage, improperly applied connections, broken wires, or a diameter reduction of 5% from the nominal diameter? YES

Q6: Is the Wire Rope Lubricated? YES

Q7: Has the Wire Rope Diameter been measured in the area where the wire rope is likely to be used during the shift?

YES

These measurements were taken in the working position in between 60-75 degrees, each pair was taken a meter apart on the cable. The measurements read (25.30 mm x 25.09 mm and 25.05 mm x 25.31 mm and 25.29 mm x 25.10 mm and 25.16 mm x 25.09 mm and 25.28 mm x 25.34 mm and 25.39 mm x 25.21 mm and 25.11 mm x 25.24 mm and 25.31 mm x 25.16 mm and 25.13 mm x 25.24 mm and 25.10 mm by 25.22 mm and 25.35 mm x 25.25 mm and 25.13 mm x 25.32 mm and 25.36 mm x 25.15 mm and 25.19 mm x 25.30 mm and 25.30 mm x 25.9 mm and 24.99 mm x 25.19 mm And 25.07 mm x 25.24 mm and 25.25 mm x 25.33 mm and 25.36 mm x 25.24 mm and 25.33 mm x 25.24 mm and 25.45 mm x 25.28 mm and 25.16 mm x 25.21 mm)

Photo 1




Photo 2





Assembly / Disassembly / Annual / Inspection Form

Dec 9, 2024

Photo 3



Photo 4



Photo 5




Photo 6




Photo 7



Photo 8



Photo 9



Photo 10



Photo 11




Photo 12




Photo 13




Photo 14



Photo 15



Photo 16




Photo 17



Photo 18



Photo 19




Photo 20



Photo 21



Photo 22



Photo 23




Photo 24



Photo 25



Photo 26



Photo 27



Photo 28



Photo 29



Photo 30



Photo 31



Photo 32




Photo 33




Photo 34




Photo 35




Photo 36



Photo 37



Photo 38




Photo 39




Photo 40




Photo 41




Photo 42




Photo 43




Photo 44



Photo 45



Photo 46





Photo 47



Q8: Has the Boom Hoist Wire Rope been measured on

N/A



Assembly / Disassembly / Annual / Inspection Form

Dec 9, 2024

the 2nd layer with the SA Frame unloaded and forward at approximately 135° to check the flattening of the Wire Rope caused by a Long Main Boom configuration without the use of a Derrick?

Was unable to do due to pour lightning at time of boom up

GUY RODS

Q1: Are the Guy Rods free of deformation, ductile deformation (i.e., folding, stretching, shearing), cracks, dents, significantly corroded members, loose fasteners, cracked welds, and significant wear? YES

Q2: Are the Guy Rods free of elongation? YES

Q3: Is the Guy Rod bore, pins, and pin retainers free of significant wear? YES



FIBER GUY ROPE

- | | |
|--|-----|
| Q1: Are the Fiber Guy Ropes free of deformation to the structure of the rope (i.e., Buckles or the presence or evidence of buckling in the structure)? | YES |
| Q2: Are the Fiber Guy Ropes free of damage to the outer braiding? | YES |
| Q3: Are the Grommets and Rope End Connections free of cracks and other severe damage? | YES |
| Q4: Are the Fiber Guy Rope Pin Bores free of expansion, elongation, and diameter changes? | YES |